

**USING MAINSTAGE
(DON'T BE SCARED)**

Cristian Good

Marching Arts Audio Extraordinaire

- Goshen High School
- Homestead High School
- The Cavaliers

Wireless Planning and deployment

- Music City Mystique
- Ayala High School
- Gateway Indoor
- Many others

Sample design

- Too many to count

A thick, bright yellow diagonal stripe runs from the top right corner towards the bottom left, separating the white background on the left from a solid yellow background on the right.

1.

**What is
Mainstage?**

WHAT IS MAINSTAGE?

- Live Performance Software
- Developed by Apple
- Mac Only Program
- Priced at \$29.99

Who uses it?

- Houses of Worship
- Live Bands
- Solo Performers
- Marching Arts

WHY MAINSTAGE?

One Program for everything

- Works with almost anything
- Only one thing to learn
- Easy to collaborate

Further Music Technology

- Exposes students to musical software
- Uses items commonly used in music tech programs
- Allows for new ideas and sounds to be created

What devices work with it?



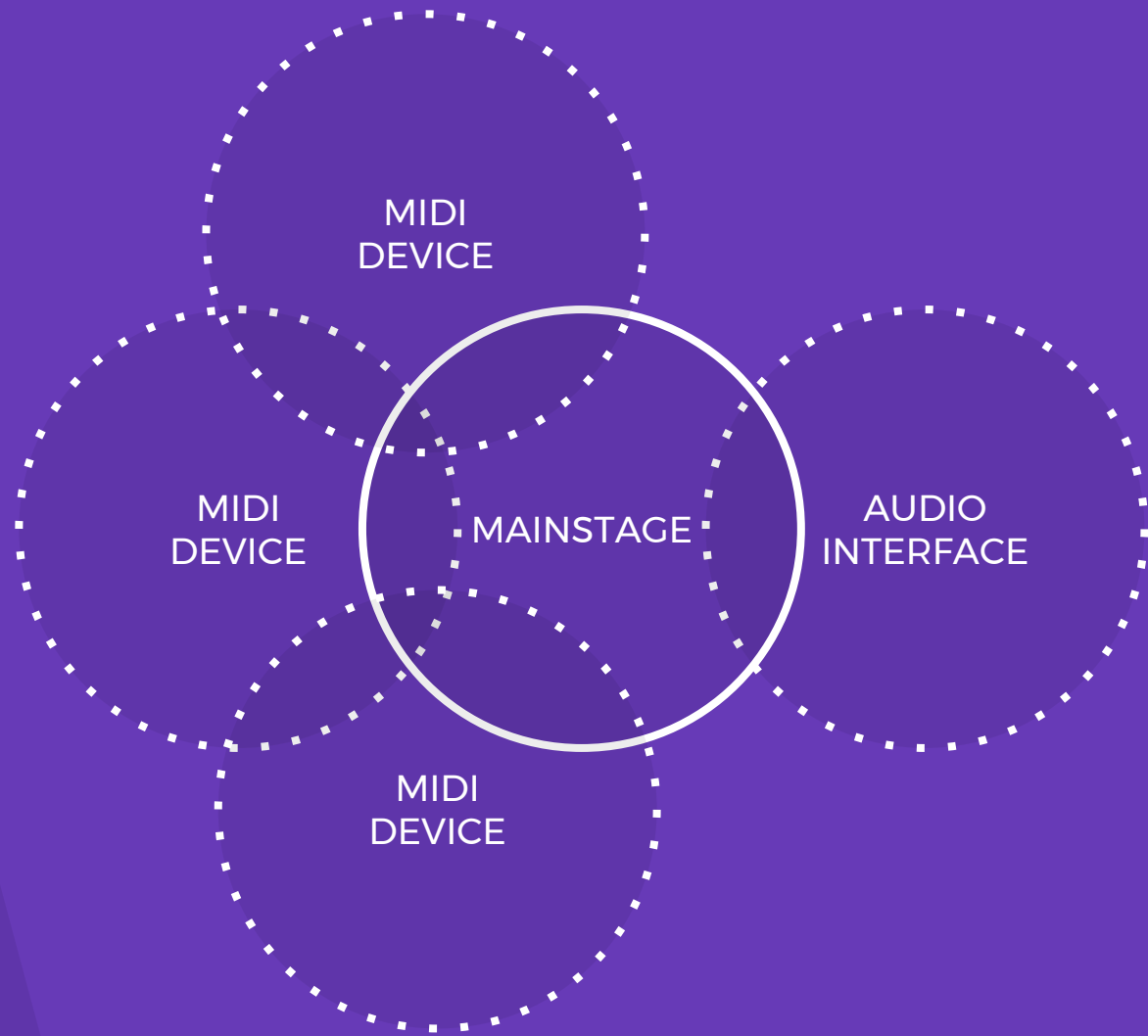


2.


How do I use it?



**IMPORTANT
COMPONENTS OF
MAINSTAGE**



Mainstage FLOW



Mainstage FLOW



Connecting a Controller

Make sure the device you are using is connected and be seen by Mainstage.



Use the Layout menu and learn function to tell it what it is.



Use the Edit window to assign it to what you need it to do.



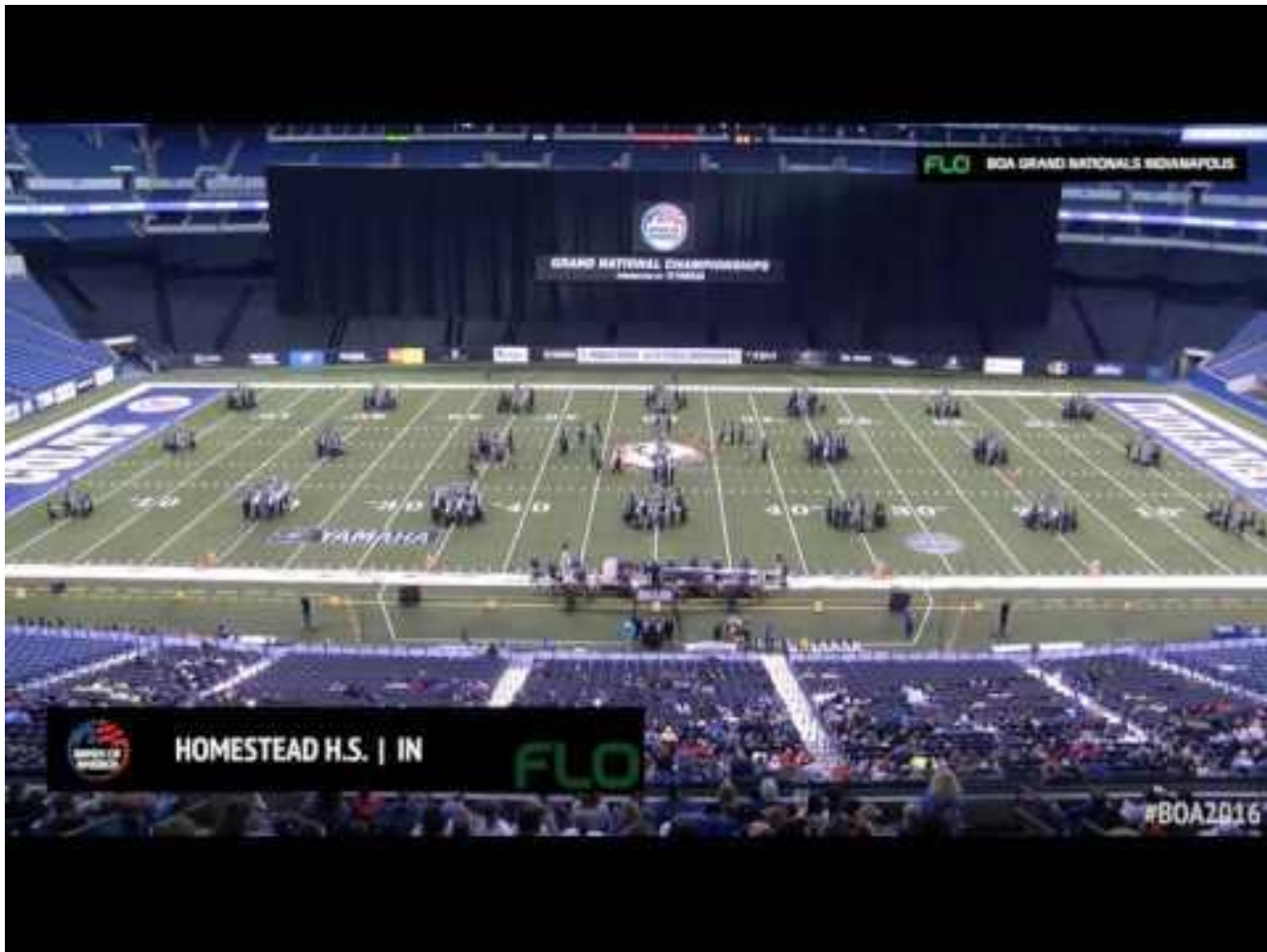
**THE PROCESS IS
EASY**



MAINSTAGE TIME!

Let's jump in and look at some examples!

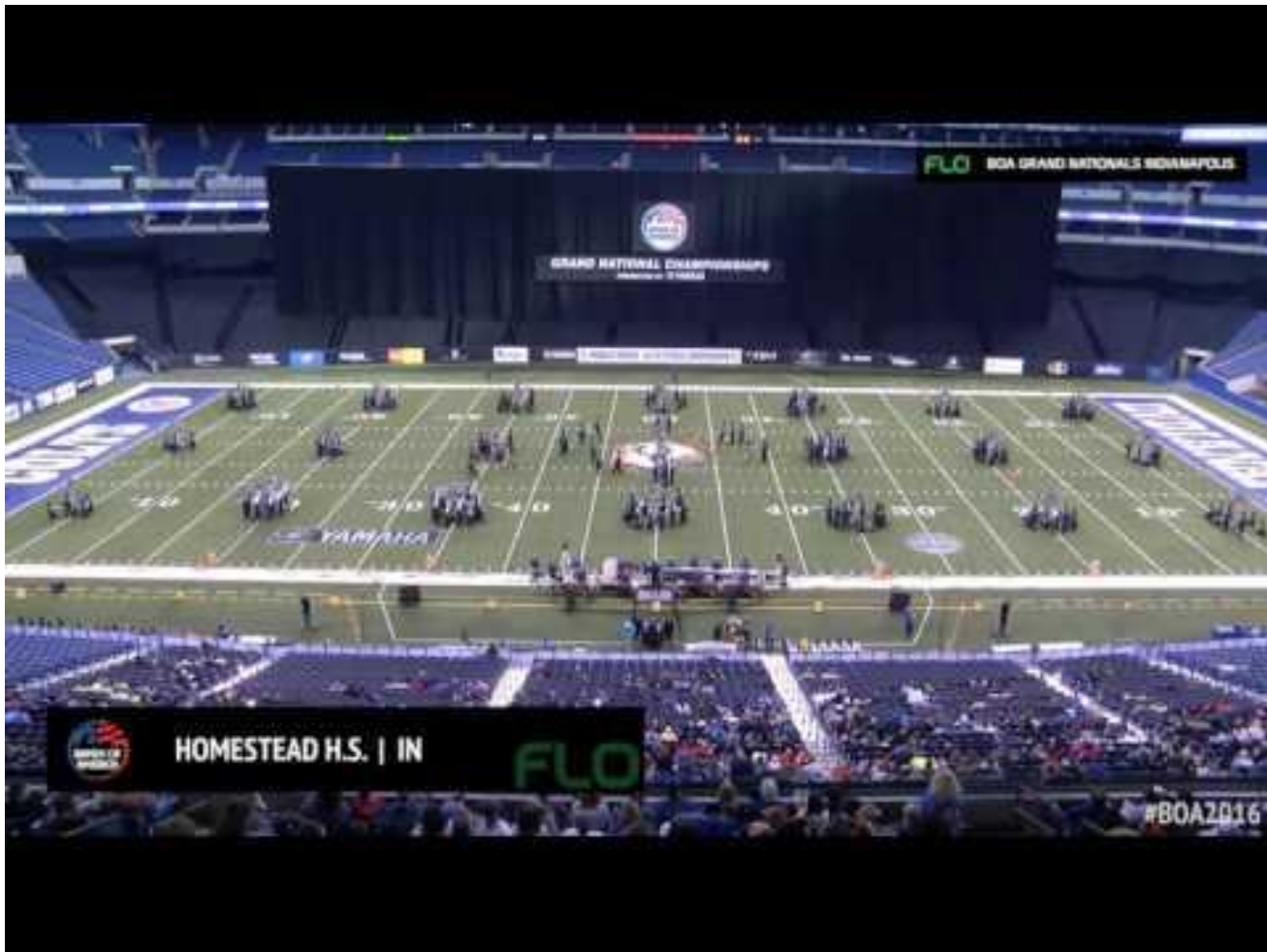




HOMESTEAD H.S. | IN

FLO

#BOA2016



IMPORTANT POINTS TO REMEMBER

- ▶ Always power devices when possible
- ▶ Keep an eye on CPU power
- ▶ Always save multiple backups
- ▶ Keep the Macbook cool!
- ▶ Train your students (and yourself)

THANKS!

Any questions?

You can find all these resources and more at
cristiangood.com